

Year 11

Revision booklet

This booklet contains activities and resources that you can do independently to help you with your revision in each subject.

YOUR POSITIVE
ACTION
COMBINED WITH
POSITIVE
THINKING
RESULTS IN
SUCCESS

SHIV KHERA





YOUR NEXT MOCKS

THERE ARE NO SHORTCUTS TO SUCCESS.

**27th November
to
8th December**



**LIBRARY OPEN
UNTIL 4:00PM
EVERY DAY**

A QUIET SPACE FOR YOU TO WORK.

Study smarter

Spend your time wisely - learn how to revise effectively with our Study Smart Pods

Test yourself

Earn diamonds and test your knowledge with Check & Challenge

Activate your knowledge

Commit course material to memory with a GCSEPod learning activity, guaranteed to make the information stick!

“

I use GCSEPod to study for all my GCSE subjects. I think it is useful as it can highlight and show you the areas that you are struggling with, therefore you can improve on them, and GCSEPod suggests videos to help with understanding these topics.

GET STUDYING WITH GCSEPOD
Our Pods can help you get ahead of the game!

Get revising on the go with our app



Check & Challenge

TEST YOUR KNOWLEDGE...

Answer questions, beat
your previous score and
see your progress!

... EARN   



AVAILABLE NOW ON [GCSEPOD.COM](https://www.gcsepod.com)



THE CITY OF
LEICESTER
COLLEGE

Every student in year 10 has been following a programme in tutor time to show them **how to revise effectively.**

They have been shown how to:

Make revision cards

Use GCSEPod

Make a revision timetable


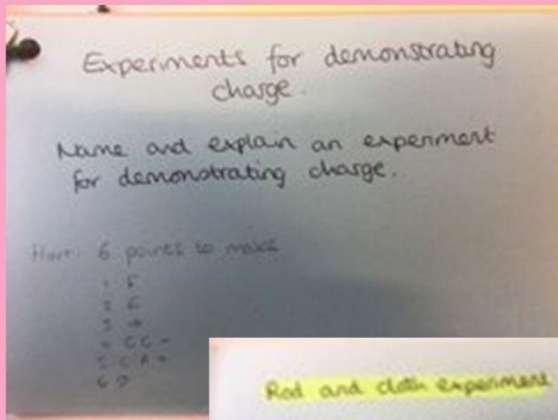
Space their revision to avoid forgetting

Make good notes

Work in 25 minute blocks to stay focused

TOP TIPS FOR REVISION

Revision cards



Should have questions on one side and answers on the other side. This encourages self-testing. They should not just have paragraphs of text copied from the textbook!

Making a revision timetable

	Monday	Tuesday	Wednesday	Thursday	Friday	Saturday	Sunday
8-9am							
9-10am	Maths - circle theorems.	English - poetry Ozymandias & London - annotate poems	Maths - circle theorems, Exam questions.	Geography - case studies, Test on flashcards	English - poetry Ozymandias & London - timed essay		Maths - circle theorems and Pythagoras
10-11am	Practice questions on Hegarty		English - Macbeth grid of 9				Physics - radioactivity, Practice questions on Kerboodle
11am-12pm		Maths - Pythagoras Practice questions on Hegarty		Maths - Pythagoras practice questions.	English - Macbeth grid of 9		
12-1pm	Physics - radioactivity, Notes and revision cards						
2-3pm		Geography - case studies, Make flashcards					
3-4pm			Physics - radioactivity, Self-testing using revision cards				
4-5pm							
5-6pm							
6-7pm							

Should identify a subject, topic and method for revision.

eg. Maths, pythagoras, make revision cards.

Each topic should be revisited after a couple of days.

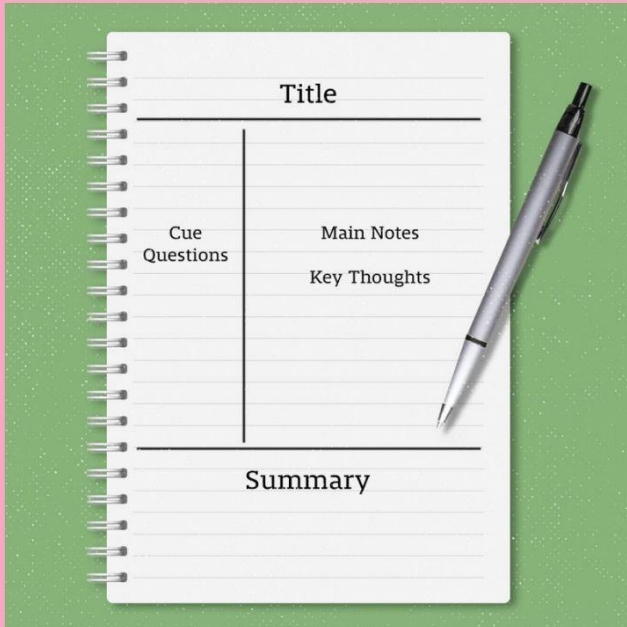
See the example above or watch this walkthrough on

YouTube



TOP TIPS FOR REVISION

Cornell Notes



When making notes in class, make them clear by using the Cornell format. Have key questions on the left, ideas on the right, and at the end of the lesson, summarise your learning. You can then use these to facilitate your revision.

Pomodoro technique

The Pomodoro Technique

Pomodoro is the Italian word for tomato. The inventor named the technique after a tomato-shaped timer he used to track his work.

1. Identify task
2. Set timer for 25 minutes
3. Work on task (with no distractions)
4. End work when timer rings and mark task as done
5. Take a 5 minute break, then move on to next task
6. After four sprints, take a longer break (15-30 minutes), then start again

Pomodoro 1 Pomodoro 2 Pomodoro 3 Pomodoro 4 Break :)

This is a simple technique to help break down revision into manageable and achievable chunks of time.


GCSE Pod




3-5 minute videos
(or "Pods")



Lots of different
subjects in one
place



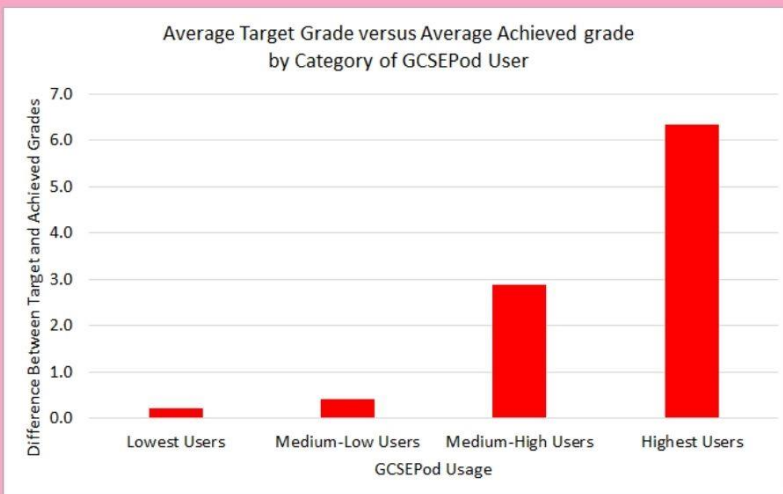
Exam-style
questions



Know if you got it
right



Your teacher can
see your effort
and scores




Proven to improve
GCSE grades when
used regularly.

The screenshot shows the GCSEPod login interface. On the left, there are links for 'New to GCSEPod?' (Get started), 'Need help?' (Forgotten my login details, Info for Parents / Carers), and social media icons. The main area is titled 'Login' and contains fields for 'Username or Email' and 'Password', followed by a 'Login' button. Below this, there are options to 'Sign in with Google' and 'Sign in with Office 365'. A red circle highlights the 'Sign in with Office 365' button. At the bottom, a note states: 'Your GCSEPod account and external account must have matching email addresses.'

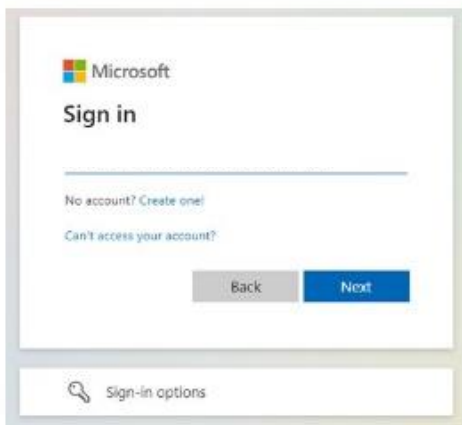
Log in by clicking
Office365 orange
button both times,
then using your
school email and
school password.



1. Click sign in with Office 365



2. Click sign in with Office 365 again



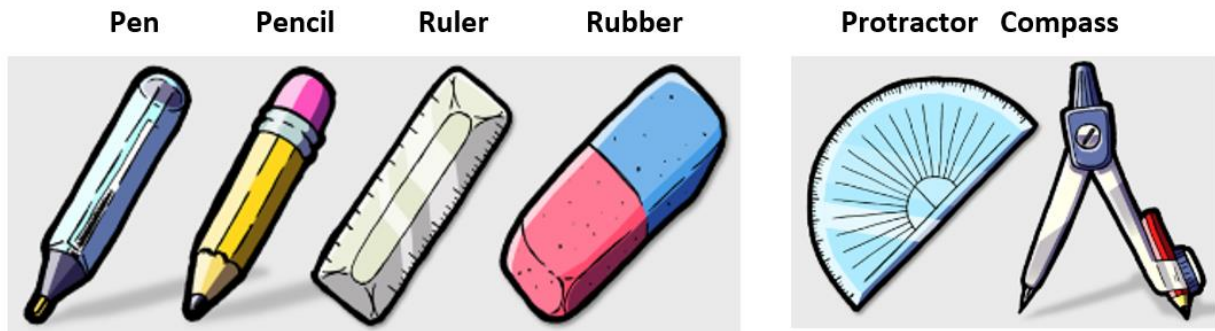
3. Enter your full school email using ...@tcolc.aspirelp.uk




4. Use your normal school password to sign in.

Mathematics

For the Maths exams students will need the following equipment



And the Scientific Calculator that we recommend is the CASIO fx-83GTX for Foundation, and the CASIO FX-991EX for Higher.



We also recommend the above 9 to 1 GCSE Maths Revision Guide. Students could use these to make revision cue cards of key concepts and formulae.

The best way to revise maths, is to do maths...

Recommended Revision Websites:

Past papers and mark schemes can be downloaded at

<https://www.ocr.org.uk/qualifications/past-paper-finder/>

Select → Mathematics → GCSE → Mathematics (J560) You can select any year and find papers and markschemes for both tiers of entry so choose the foundation or higher

Mymaths website www.mymaths.co.uk username – colc password – multiply

Two more really useful sites, with lots of resources, are <http://corbettmaths.com/> with practice GCSE questions by topic and <https://www.savemyexams.co.uk/gcse-maths-ocr/>

Other exam boards have GCSE Maths papers that students could look at for support, lots of these can be found on <https://www.mathsgenie.co.uk/papers.html>

English Language and Literature



EXAM BOARD
AQA

Resources



Quizlet – Various flashcards on both English Literature Papers (Macbeth, An Inspector Calls and Power and Conflict)



SharePoint – Resources for all English papers as well as digital copies of revision guides and audio books



Recommended YouTube Channels

Mr Bruff | Mr Salles Teaches English | Mrs Wheelan's English | Nic Worgan



BBC Bitesize – Various resources for both Language and Literature




Once Upon A Picture

Creative writing tasks. Really good practice for Language Paper One.



GCSEPod – Full modules on all key texts including information on context, key quotes and English Language Prep.



AQA GCSE Science Revision



GCSE Revision Guides available on loan from Science.



Described as the Netflix for revision. GCSEPOD contains revision videos and practice tests.



Information and guides for all required practicals on Focus eLearning

User: Student@tcolc
Pass: tcolc



Kerboodle, Access textbooks, as well as a range of question sheets for independent learning. Ask your teacher for your login.



Physics and Maths Tutor, revision note, ready-made Q cards, and exam style questions for all three sciences.



Seneca Learning

A source of questions, Q cards, and revision cards. Ready-made and easy to use on the go.



Useful YouTube channels:

- Primrose Kitten
- Fuse School
- Free Science Lessons
- Science with Hazel

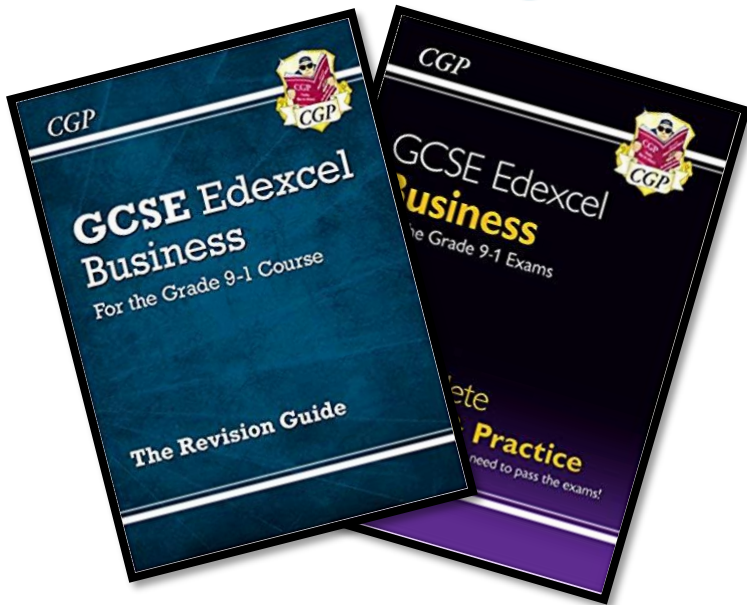


Business

Exam Board:



Pearson | Edexcel



Use the revision guide to check your understanding of Business theory.

Revise topics and test your knowledge.

Take practice tests and check if you have nailed it!



senecalearning.com: Revise your Business knowledge and test yourself with some interactive quizzes!



bbc.co.uk/bitesize: Go over your Business class notes and theory, revise, listen to what the experts have to say and take part in interactive quizzes!



Watch Dragons Den and be inspired by Entrepreneurs!



Keep up-to-date with the latest Business News!



Watch contestants go through a grilling elimination demonstrating business skills!

Computer Science & ICT

OCR



Python Programming Revision: useful online tutorials:

[Python.org](https://python.org)



Video tutorials: Paper 1 & Paper 2:

Crash Course Computer Science

[Code.org](https://code.org)



Exam revision Paper 1, Paper 2:

[Bbc.co.uk/bitesize/examspecs](https://bbc.co.uk/bitesize/examspecs)





**Sharepoint: Programming video tutorials.
Videos relevant to Paper 1 and course
information**



**Python Programming project help: Example
code, help sheets and templates for
controlled assessment**

Reading





Economics



Use the revision guide to check your understanding of Economic theory.

Revise topics and test your knowledge.



Economic Topic Companion: complete note sections, secure knowledge and use as revision!



Keep up-to-date with the latest News on the Economy such as Inflation, Unemployment and Economic Growth!

Economic Knowledge Book: complete all activities to secure your learning!

Economics Assessment Books: Test your knowledge and get feedback!

Food Preparation & Nutrition GCSE

Exam board - AQA


Resources available

Free access to the online AQA course text book. There are animations, films, quizzes, practise questions and key terms available throughout the book. Access is via the internet at

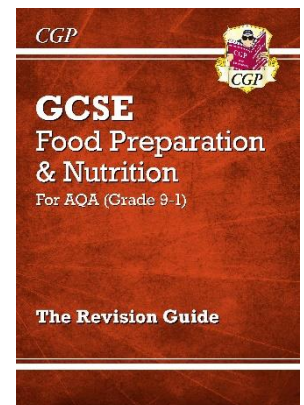
<https://www.illuminate.digital/aqafood/>

Log in: TCITYOFLEICESTER3

Password: STUDENT3



You can purchase the CGP Food & Nutrition revision guide which is a very useful revision tool with practice questions & answers.



Revision list has been sent out to students

Seneca learning is a great online testing resource. The food link to this will be emailed to all students for them to work on at any time.




Any practice of your high-level cooking skills will build your confidence in preparation for your practical exam. High level skills – bread making, pasta, pastry, de-boning chicken, filleting fish, sauce making, desserts & decoration.



French and Spanish

Exam board – AQA



These are just like real exam questions.

When you do a question, time yourself and aim to spend **1 minute per mark**.

After you have done the question, **mark it** using the answers at the back.

Then, go through and **make a note of the vocabulary you didn't know** that would have helped you.



Quizlet – great for revising vocabulary on all topics at Foundation and Higher.

French:



SCAN ME

Spanish:



SCAN ME



LanguageNut – Lots of reading and listening questions, also has grammar and the option to submit extra writing or speaking to your teacher for feedback.



Senecalearning.com – covers all GCSE topics with some interactive quizzes.

Speaking booklets – complete answers to the questions in your speaking booklets, get your teacher to check them, then start trying to remember your answers – get someone at home to test you.



Follow some Spanish/French YouTubers. EasyFrench and EasySpanish are good!

Watch a series in Spanish/French.

Have a French/Spanish only breaktime with your friends – you can only speak in the foreign language! This will massively help your speaking.

Geography


Do now task: write 1 to 10 in your exercise book.

- Two adaptations to vegetations in polar regions.
- One reasons for the low biodiversity in the polar regions.
- Term for when the permafrost melts.
- Two human activities in the polar regions.
- two impacts of human activity in the polar regions.
- One factor that affects an ecosystem.
- The two theories on food security and population growth.
- The positive one.
- The negative one.
- Two ways in which people can produce more food.

08/11/2022

All "do now" questions and mark schemes will be available on Sharepoint and will be sent to you.

GCSEPOD is a brilliant source of short videos, questions and marks schemes for all topics.




All PLCs are available on Sharepoint. Quick tests covering whole topics can also be found on Sharepoint.

All past papers for OCR B are available on Sharepoint. Your subject teachers will issue booklets covering all three papers.



Geography revision sessions will take place on Thursday afternoons.



You should have been given a revision guide by your teacher.

Date	Topic
3 November	Changing climates
10 November	Landscapes of the UK
17 November	UK in the 21 st century
23 November	Dynamic development
1 December	Resource reliance

Mock exam dates

Paper 1	Thursday 24 November
Paper 2	Monday 5 December

Time for Geography is a brilliant website for videos. Their grade boosters have a range of model answers for most of the topics.

<https://timeforgeography.co.uk/>

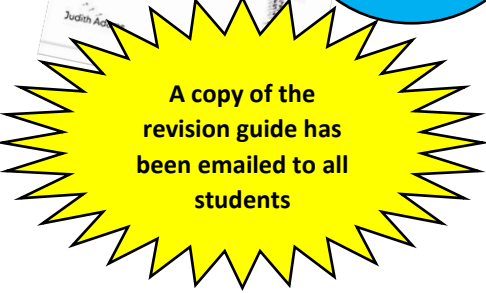
You have received your revision knowledge organisers during parents evening. Contact your teacher if do not have one.

HEALTH & SOCIAL CARE

Exam board – OCR




JUST £ on
TUCASI
RRP £9.99



A copy of the
revision guide has
been emailed to all
students

Use the revision guide for further reading on topics studied in class. It features:

- Exam Tips
- Common Mistakes you should avoid
- Definitions of key words



Resources from your teacher – attempt all revision maps given by your teacher after each learning outcome has been taught. Use this to review and reflect on what you know and what you need to work on.



Revision Flashcards – produce some revision flashcards. These are great for revising vocabulary/key words and can be used with your peers and family to test you.



Exam Builder – your teacher can create practice exams, using questions from past papers and will use these in class. If you would like to further practice at home, ask your teacher to build you a test on topics of your choice.

History

Exam board – AQA

Knowledge retrieval

- Read your notes and the knowledge booklets thoroughly, to ensure you know the course content.
- Use the **knowledge retrieval questions** at the back of each knowledge booklet to make flashcards or similar.
- Test yourself on the key knowledge you need for each unit.



Exam board – AQA (8145)

Paper 1 (November mock):

- America, 1920-1973: Opportunity and inequality
- Conflict and tension in Asia, 1950-1975

Paper 2:

- Migration, empires and the people, c.790 to the present day
- Norman England, 1066-c.1100

Revision materials

- You should use your **revision guide** alongside your notes and knowledge booklets.
- You have been given **knowledge organisers** for the Paper 1 topics. You will get the same for the Paper 2 topics after the mocks.
- **GCSE Pod** includes some of the units we study, but not necessarily all of them. If you use GCSE Pod, make sure you are accessing the correct exam board (AQA) and the correct topic(s).
- **BBC Bitesize** has a lot of good material on all the units we study. Make sure you are accessing the correct topics.
- You have already been given a **revision timetable**, from the beginning of September to the mocks. You should have been using this already. (You will get a new revision timetable after the mocks).
- **Revision sessions** are held **after school** every **Wednesday**. The topics covered each week correspond to the topics on the revision timetable. (We will do more revision sessions during **Registration** in the near future.)



Music Practice



Listen to Alternate Versions of your favourite songs on YouTube and Spotify to help prepare for Component 3!







Spend time practicing note identification, rhythm Identification, major scales, keys, and chords on MusicTheory.net



Develop your DAW skills by composing your own music on Bandlab.com



Leicestershire Music has been offering instrument rental, individual lessons, and extracurricular opportunities for 75 years across the city! Sign Up!




Religious Studies

AQA Specification A

You have a copy of the AQA revision guide. Make sure you are using this as well as your class notes.

Go through the daily revision guide that you were given and the key teachings sheets



Revision Timetable. 15 mins a day! Mock Religious Studies Exam Monday November 21st PM.

Remember to also learn religious teachings and case studies. Use your book notes as well!

All page number refer to your orange/purple Oxford revision book	Monday	Tuesday	Wednesday	Thursday	Friday	Saturday	Sunday	Revised	Timed	Exam ready
Week 1 Monday Oct 10 th Christianity and Buddhism	The Nature of God. How is God described? Page 12	The birth of Jesus (incarnation) Page 16	Teachings on afterlife and judgement and heaven and hell. What happens after God's judgement? Page 20,21	The four sights. Page 47.	The three marks of existence. Page 54	Human destiny in the Theravada and Mahayana traditions. Becoming an Arhat and a Bodhisattva. Page 60, 61 and 61.	12 mark question 'Right Understanding is the most important stage of the Eightfold Path.'			
Week 2 Monday Oct 17 th Half Term week! Crime and Punishment (Theme E)	The three aims of punishment Page 135	Causes of crime Page 133	Religious attitudes to the treatment of criminals including community service, prison and corporal punishment Page 137	Religious attitudes towards hate crime Page 134	Day off	Day off	12 mark question The use of the death penalty is always wrong.			
Week 3 Monday Oct 24 th Crime and Punishment and Religion and Life (Theme B)	Religious attitudes towards the death penalty Page 139	What are religious and non-religious views about the origin of the universe? Page 96	What are renewable and non-renewable natural resources? What do religions teach is the duty of humans to protect the world? Page 97	How are animals use for food and for experiments? What are arguments for and against this? Page 99	What does sanctity of life mean? Why do some religions use this as an argument against abortion and euthanasia? Page 101 and 102	12 mark question Religious believers should not eat meat	The problem with pollution Page 98			
Week 4 Monday Oct 31 st Christianity and Buddhism	Page 20,21. Parable of the sheep and the goats.	The ascetic life of the Buddha Page 48	Dukkha and the causes of suffering Page 56	The death (crucifixion) of Jesus. Page 17. Why is Jesus' sacrifice important to Christians?		12 mark question There is no such place as hell	Religious teachings for both themes See hand out sheets			

Year 11 – Religious Studies Revision plan.
Exam dates – 18th May 2023 (Paper 1) 23rd May 2023 (Paper 2)

WK NO	Revision activity	Completed
1 (14/01)	Read pg. 12-13 of Revision guide (Christian B&T). Create a mind map of the key terms and teachings- Additional Task – Complete activity B (pg.23) Why not highlight the key terms you are unsure of and create a glossary you can write out their meaning again. Use the A2 sheet as help.	
2 (23/01)	Read pg. 28-41 of Revision guide (Christian practices). Create a mind map of the key terms and teachings – Additional Task – complete activity B (pg. 37) Why not highlight the terms you are unsure of and write out their meaning again. Ask your teacher for clarification if you are unsure.	
3 (30/01)	Read pg. 48-62 (Buddhist B&T). Create a mind map of the key terms and teachings – Additional task – Use your notes to complete activity B (pg. 50) Why not highlight the terms you are unsure of and write out their meaning again.	
4 (06/02)	Read pg. 68-79 of Revision guide (Buddhist practices). Create a mind map of the key terms and teachings – Additional Task – complete activity B (pg. 76) Why not highlight the terms you are unsure of and write out their meaning again.	
5 (13/02)	Revise Christian and Buddhist Beliefs and Teachings – Attempt some 'apply' questions and use the mark scheme (pg. 155 onwards) to help you mark your answers.	
6 (20/02)	Revise Christian and Buddhist Practices – Attempt some challenging 'apply' questions and use the mark scheme (pg. 156 onwards) to help you mark your answers. Why not create a table that compares and contrasts practices on the following areas: worship, festivals, prayer/worship?	
7 (27/02)	Revise Theme D – Religion Peace and Conflict (pg. 120-127) – remember you need to know both CHRISTIAN AND BUDDHIST responses for each question! Why not write a 400 word answer to one of the questions?	
8 (06/03)	Revise Theme E – Crime and Punishment (pg. 132-139) – remember you need to know both CHRISTIAN AND BUDDHIST responses for each question! Why not write a 400 word answer to one of the questions?	
9 (13/03)	Revise Theme B – Religion and Life – remember you need to know both CHRISTIAN AND BUDDHIST responses for each question! Why not write a 400 word answer to one of the questions?	
10 (20/03)	Revise Theme C – Religion, Relationships and Families – remember you need to know both CHRISTIAN AND BUDDHIST responses for each question! Why not write a 400 word answer to one of the questions?	
11 (27/03)	Theme D Teachings – why not create flash cards? Also identify which teachings and concepts can be used for all themes. eg. Karma, Atman, Dukkha, Sanctity of life, love thy neighbour.	
12 (03/04)	Theme E Teachings – why not create flash cards? Also identify which teachings and concepts can be used for all themes. eg. Karma, Atman, Dukkha, Sanctity of life, love thy neighbour.	
13 (10/04)	Theme B Teachings – why not create flash cards? Also identify which teachings and concepts can be used for all themes. eg. Karma, Atman, Dukkha, Sanctity of life, love thy neighbour.	
14 (17/04)	Theme A Teachings – why not create flash cards? Also identify which teachings and concepts can be used for all themes. eg. Karma, Atman, Dukkha, Sanctity of life, love thy neighbour.	
15 (24/04)	Past papers – get hold of these from your teacher or exam boards website (AQA Religious Studies) and write out an answer to one of the questions.	
16 (01/05)	4/5 mark question practice (B, L & P) – Complete a question for each section of the paper – don't forget to justify the responses, compare/contrast and questions that ask about the same response or great answer (Christianity) questions. Also have a look at your teachings and be sure to use one in the paper! O.	
17 (08/05)	12 mark question practice – Choose from a selection of 12 mark questions and attempt under timed conditions. (15 minutes MAX)	

GCSE Pod has some good catch up and revision resources for Religious Studies



BBC Bitesize has good revision videos and quizzes. Select AQA.

YouTube – Lots of great short explanations of religious concepts..Suggested channels: BBC Teach (search Religious Studies), MrMcMillanREVis, Mr Finlayson



Watch the news! The world around you is your best resource – especially for your 12-mark essays. Watch, listen or read the news at least twice a week to keep up-to-date with current affairs.



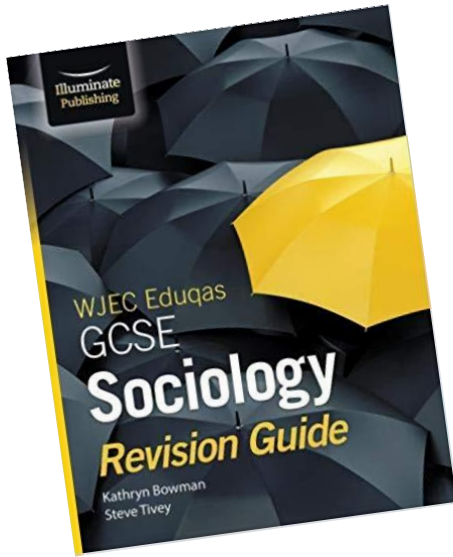
AQA – Look around the AQA website for key words and their definitions; wider reading and practice papers! Your teacher will be happy to mark any extra exam questions you complete 😊



<https://www.aqa.org.uk/subjects/religious-studies/gcse/religious-studies-a-8062/assessment-resources>

Sociology

EXAM BOARD: WJEC The Essentials...



Use the topic breakdowns on your PLC to revise the information in chunks.

After you have covered a small section make sure you test yourself using an exam question in timed conditions.

*Remember you need just over a mark a minute!

Once you have tested your knowledge go back and re-visit the information you missed



GCSE Sociology tests and advice on Quizlet!



Use the **GCSE BBC Bitesize** website to support your revision. You will find articles, key words and videos all related to the topics we have covered!



www.sociologytwynham.com revision website!



Use a free online mind-mapping tool such as mindmup.com to create colour coded mind-maps!



Make sure you are completing and keeping up to date with your 'revision task a day'!

- Watch some Sociology videos on YouTube!
- Follow some Sociology related accounts on Twitter e.g.

@ thesociologyguy
@ teach_soc_psych
@ HecticTeacher
@ BrowneKen

- Create a Sociology tube map or game of snakes and ladders you're your teacher for more info!)

YEAR 11 WELLBEING TIPS

SLEEP

- NHS SUGGESTS 9 HOURS PER NIGHT
- AVOID TECHNOLOGY BEFORE BED, THE BLUE LIGHT MAKES IT HARDER TO FALL ASLEEP
- IF YOU HAVE THINGS ON YOUR MIND, TRY WRITING A TO-DO LIST BEFORE BED.

TALK

- TALK TO YOUR FRIENDS, FAMILY, TUTOR, TEACHERS
- FOCUS ON WHAT YOU CAN CONTROL
- ASK FOR HELP WHEN YOU NEED IT

BREATHE

- TAKE A WALK OUTSIDE - FRESH AIR CAN MAKE US FEEL MORE RELAXED
- TRY BREATHING IN THROUGH YOUR NOSE FOR 4 COUNTS AND OUT THROUGH YOUR MOUTH FOR 4 COUNTS

FOOD

- EAT BREAKFAST!
- EAT A BALANCED DIET
- KEEP HYDRATED

ENJOYMENT

- EXERCISE RELEASES ENDORPHINES WHICH MAKE US FEEL GOOD
- FIND TIME TO DO SOMETHING YOU ENJOY EVERY DAY

ENVIRONMENT

- TRY CLEARING YOUR PERSONAL SPACE AT HOME
- SPEND TIME IN DIFFERENT SPACES AT HOME



**IMPORTANT:
EXAM
CONTINGENCY
DATE IS
26TH JUNE 2024.**

This means if an exam is cancelled for whatever reason, it would be rescheduled to this date.

Therefore we strongly advise you do not book any holidays for students in year 11 before this date.

